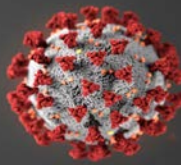


DSHS Region 7



COVID-19 Cases at a Glance

		# of Cases							
World		4,789,205							
USA		1,551,095							
Texas		51,323							
Region 7		905		Active	608				
				Recovered	207				
				Deaths	32				
County Case Breakdown									
Bastrop	161	112	44	2	Hill	23	11	11	1
Blanco	7	1	6	-	Lampasas	8	7	1	-
Bosque	6	4	2	-	Lee	8	5	3	-
Burleson	20	17	3	-	Leon	9	6	3	-
Burnet	29	15	14	-	Limestone	18	9	8	1
Caldwell	41	34	7	-	Llano	3	-	3	-
Coryell	226	196	28	2	Madison	8	6	2	-
Falls	6	4	2	-	Mills	1	1	-	-
Fayette	31	19	10	2	Robertson	7	5	2	-
Freestone	7	5	2	-	San Saba	1	1	-	-
Grimes	91	79	11	1	Washington	187	43	121	23
Hamilton	7	4	3	-					
Total		Active		Recovered				Deaths	

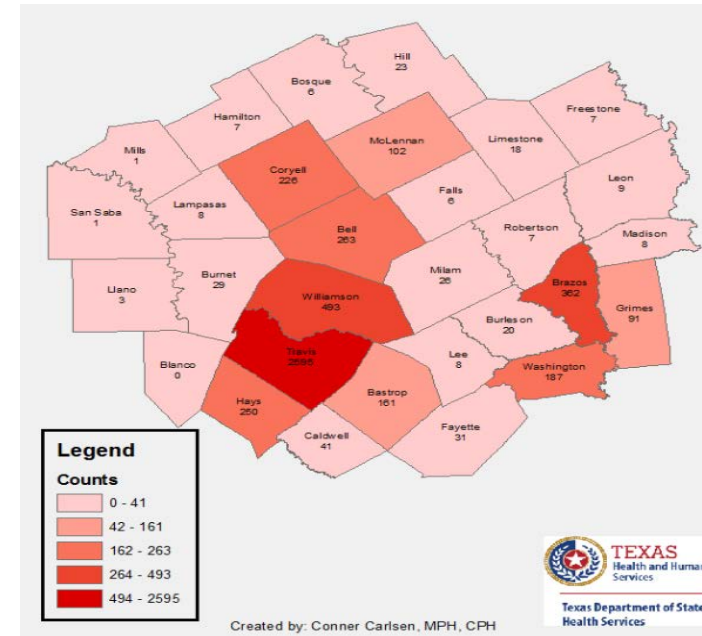


Figure 1: Map depicting the distribution of reported COVID-19 cases across Region 7 by county.⁵

Region 7 Cases: 245			
Active	Recovered	Ever Hospitalized	Deaths
608	207	106	32

SEX OF COVID-19 CASES	
Female	58.7%
Male	41.3%

Table 1: Sex of reported COVID-19 cases in PHR 7

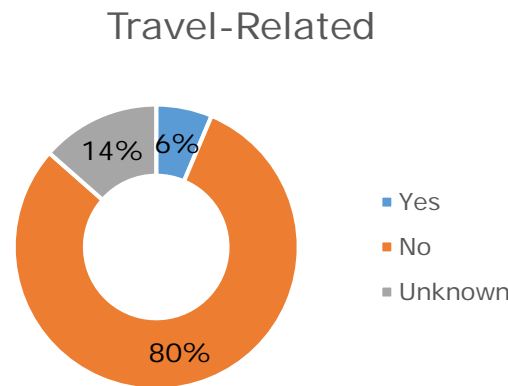
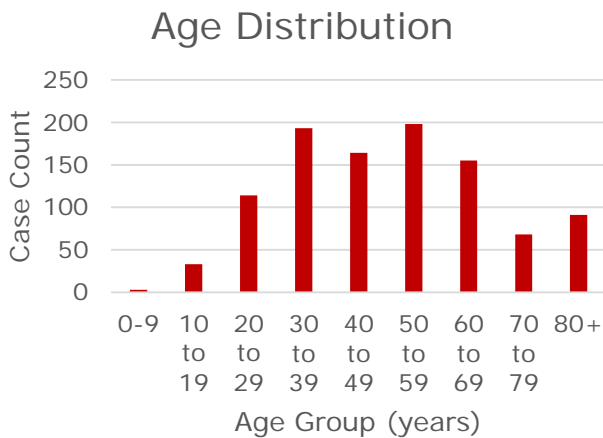


Figure 3: Source of infection of COVID-19 cases, as determined by epidemiological investigations conducted by Region 7 staff.

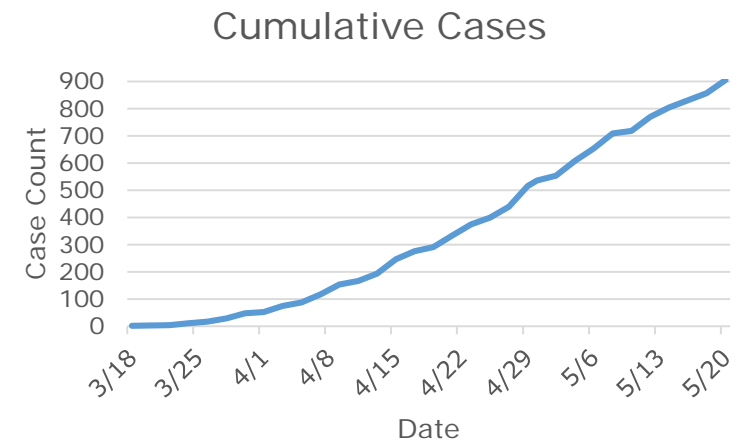


Figure 4: Cumulative number of COVID-19 cases each day.

Figure 2: Age of reported COVID-19 cases in PHR 7.